

TrialMonster Observer app - User Guide

Initial Setup - Manual mode

After installing TMObserver for the first time, the app will be in Manual mode and can be used without a TrialMonster Club account. However, some details need to be entered.

The user is taken to the Settings view where some basic settings need to be defined. Although most of them have default values, these will need to be changed.

Notes:

- ◆ the Number of Sections must be set up before the Section chosen as it defines the highest Section number.
- ◆ Observer name, Contact number must be completed.
- ◆ The Number of laps setting puts a limit on the number of scores which can be recorded for each rider.
- ◆ The Score pad layout controls which type of score input is selected - more later
- ◆ The Admin setting has a default value which is available on request¹. This can be changed - however, if it is forgotten, any saved data cannot be retrieved and the app must be re-installed from the PlayStore.

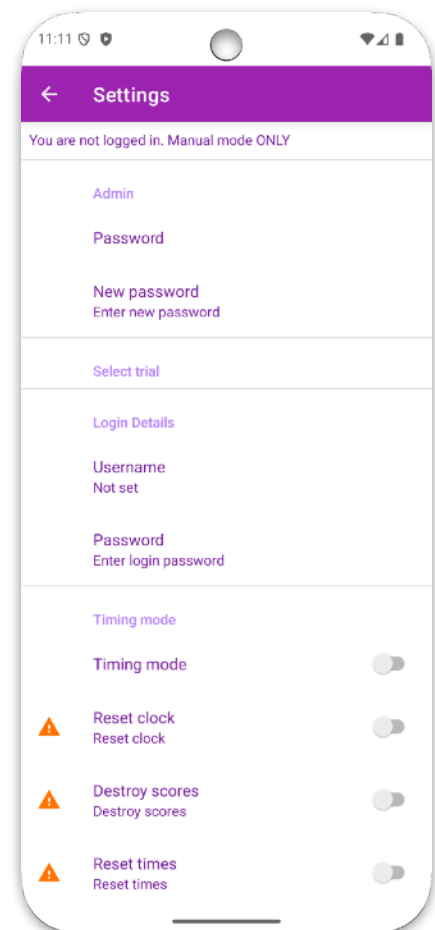
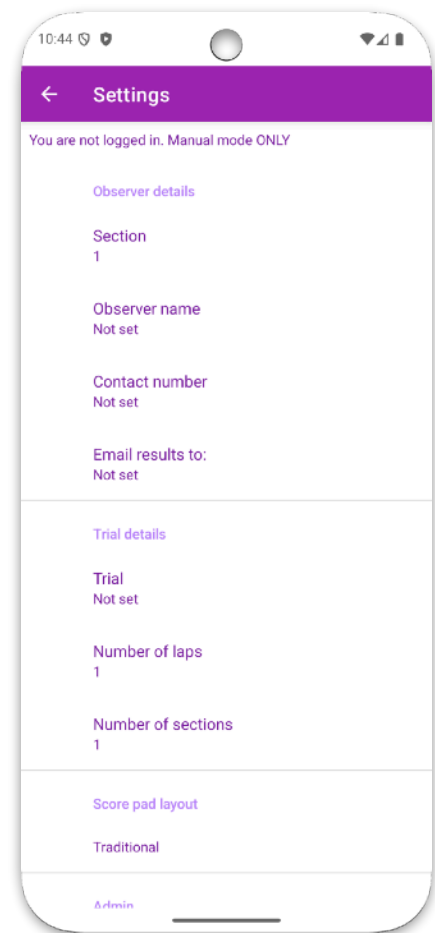
Admin Settings

Admin settings are password-protected and allow an administrator to control the way the app behaves and, when necessary, make permanent changes to the saved data.

The default password for access to these is available on request and, although this can be changed, it is not recommended.

Notes:

- ◆ Select trial presents a list of available trials for a Club account user
- ◆ Username and Password settings allow a Club user to login to their account.
- ◆ Timing mode sets the app to record competitor times and is NOT currently fully operational.
- ◆ The Reset clock, Destroy scores and Reset times switches perform irreversible actions and need a further confirmation dialog to be checked.



¹ To request the password, send an email to monster@trialmonster.uk

TrialMonster Observer app - User Guide

Scoring Screen

Two alternative layouts are available for regular scoring and can be seen here. The first one is the 'traditional' layout and will be preferred by most observers and has three lines for scores. The lower screenshot shows the 'Dab pad' which may be used on smaller phones where screen space is limited.

The top (purple) bar of the screen links to three other views as follows:

- ◆ The Information screen which shows a summary of recorded scores and is useful for seeing how many laps and what scores all riders have recorded.
- ◆ The Scorelist screen which shows a list of recorded scores with the most recent downwards. This view allows an observer to change or even remove a score. It is also the screen where a user can upload, email or create a file of the recorded scores.
- ◆ The Settings screen

Below the purple bar is the status line which display details of the trial, observer, day and section selected.

Recording scores

As the main part of the app, this is designed to be simple to use. The main part of screen has the Rider number keypad whilst the lower section has the Scoring pad.

The rider number pad works like a normal number pad with the backspace key erasing one digit and the 'C' key cancelling the number.

The lower part of the screen allows the observer to enter the score achieved.

The Save button must be held for a second or two to save the score. An observer will know when the score has been saved by three different signs.

1 - The rider number clear, 2 - a 'chime' is heard, 3 - 'Score saved' message appears at the bottom of the screen.

What can go wrong?

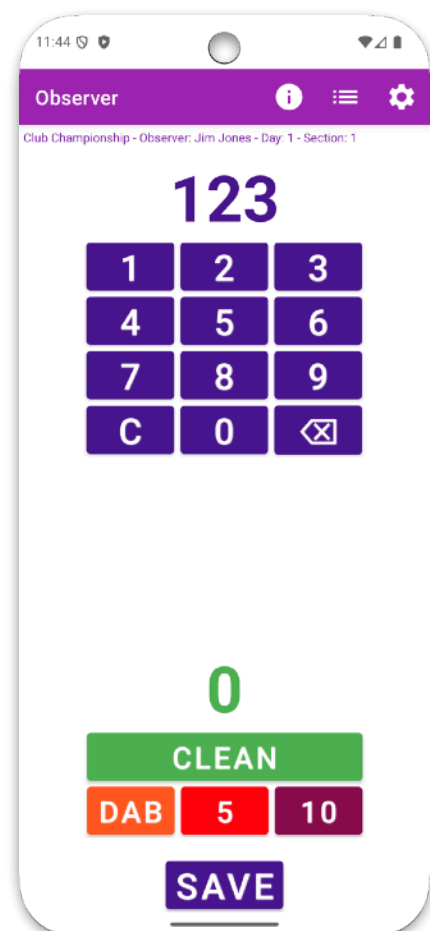
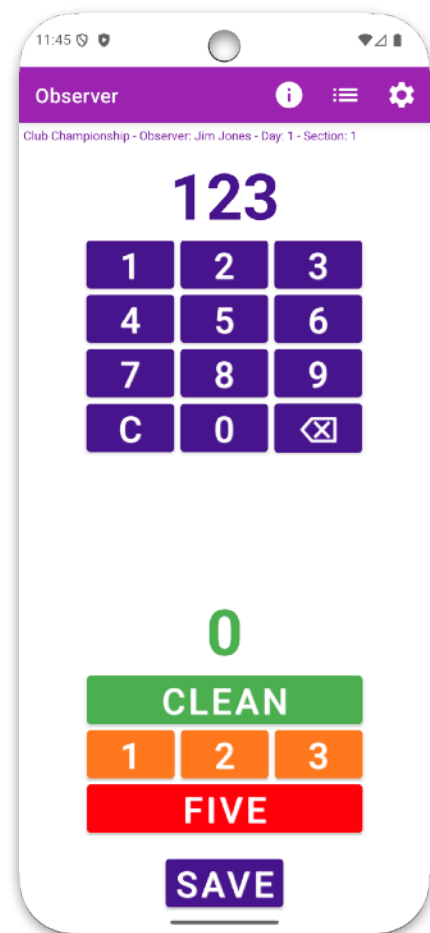
There are two main reasons that a score may fail to be recorded. These are:

- ◆ The rider number is missing
- ◆ The rider has already completed the required number of laps

In either of these cases, a warning 'beep' is heard along with a popup message announcing the failure.

The DabPad

An alternative score layout where the observer clicks the DAB button for each dab. More than three clicks registers as a 3. If error are made, simply click 'Clean' to reset. A 10 is rarely used.



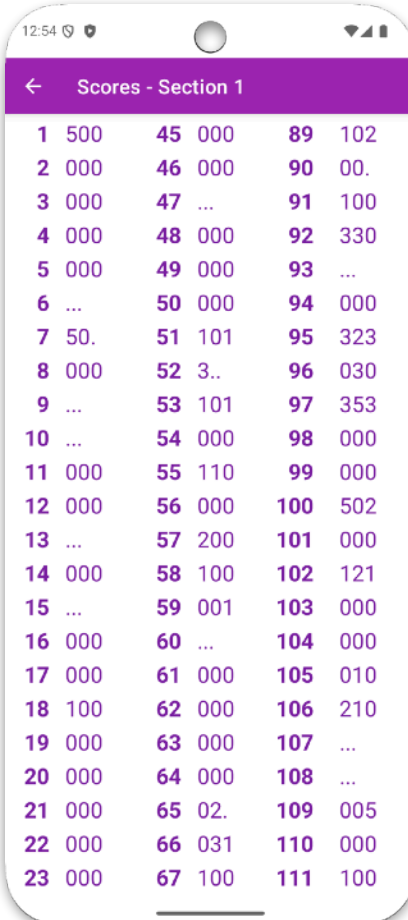
TrialMonster Observer app - User Guide

Information screen

The information screen displays the current section's up-to-date scores. These are displayed in sequence so that Rider 1 had a five on the first lap and cleaned the section of the other two laps.

Dot scores - as for Rider 6 - indicate that no score has been recorded at the current time.

Editing is not a feature of this screen and it is there purely for information for both observers and riders.



← Scores - Section 1			
1	500	45 000	89 102
2	000	46 000	90 00.
3	000	47 ...	91 100
4	000	48 000	92 330
5	000	49 000	93 ...
6	...	50 000	94 000
7	50.	51 101	95 323
8	000	52 3..	96 030
9	...	53 101	97 353
10	...	54 000	98 000
11	000	55 110	99 000
12	000	56 000	100 502
13	...	57 200	101 000
14	000	58 100	102 121
15	...	59 001	103 000
16	000	60 ...	104 000
17	000	61 000	105 010
18	100	62 000	106 210
19	000	63 000	107 ...
20	000	64 000	108 ...
21	000	65 02.	109 005
22	000	66 031	110 000
23	000	67 100	111 100

TrialMonster Observer app - User Guide

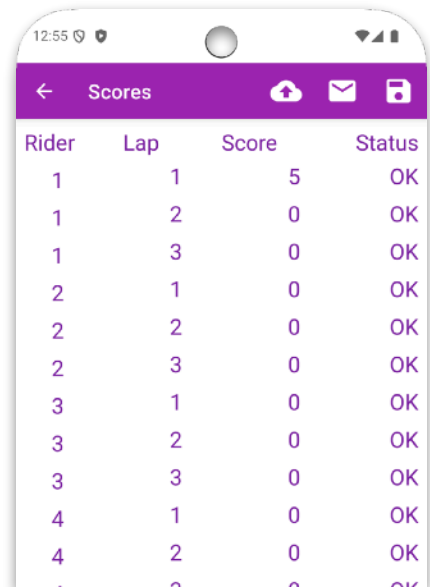
Scorelist screen

The Score list shows individual scores in descending order of recording - that is, the most recent ².

The Status line indicates whether a score has been uploaded to the TrialMonster server (OK) or not (Pending).

The purple bar at the top has three icons which do the following:

1. Upload scores to the TrialMonster server. If successful, all scores should show as 'OK'
2. Email scores to the address as defined in the Settings
3. Save the score to the user's phone/tablet.



The screenshot shows the 'Scores' screen with a purple header bar containing a back arrow, a cloud upload icon, an envelope icon, and a disk icon. The table below lists scores for riders 1 through 4 across laps 1, 2, and 3. The first score (Rider 1, Lap 1) has a score of 5 and status 'OK'. All other scores have a score of 0 and status 'OK'.

Rider	Lap	Score	Status
1	1	5	OK
1	2	0	OK
1	3	0	OK
2	1	0	OK
2	2	0	OK
2	3	0	OK
3	1	0	OK
3	2	0	OK
3	3	0	OK
4	1	0	OK
4	2	0	OK
4	3	0	OK

Editing a score

If an error has been made and needs correcting, the observer should click on the relevant score line. A dialog will appear offering a number of options. Once the score has been updated, its status will show as 'Pending' until the next score upload.

Press 'OK' to confirm, 'Cancel' to, er, cancel.

Uploading a set of scores - **Club account users only** - **Internet access needed**

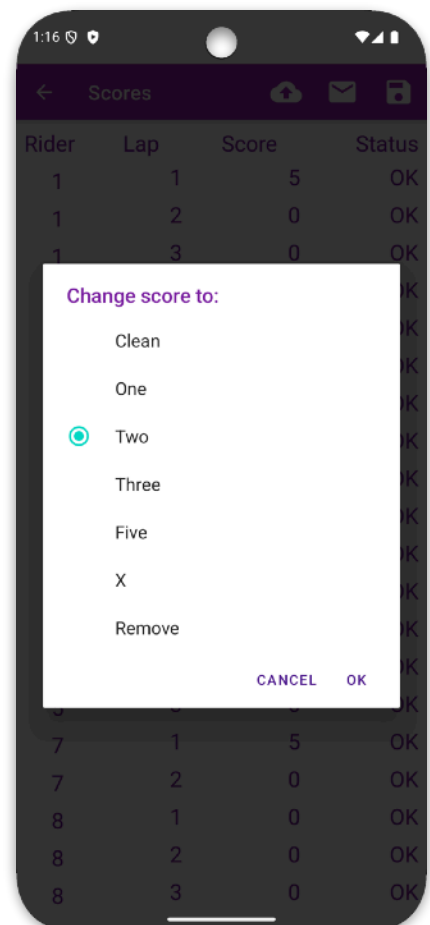
Simply click on the Cloud image at in the purple Action Bar. The status line will show 'OK' if scores are uploaded successfully.

Emailing a set of scores - **Internet access needed**

Click on the Envelope image in the Action Bar. A confirmation popup will appear showing the email address when the email has been sent successfully.

Saving a set of scores

Clicking on the disk image in the Action Bar will open a dialog where the user can select a location in the device's file system. The data will be saved as a simple text file.



² The screenshot here is not completely accurate as it shows dummy data in sequential order but does give a representation of the display.

TrialMonster Observer app - User Guide

Club login / Switching users - **Club account users only - Internet needed**

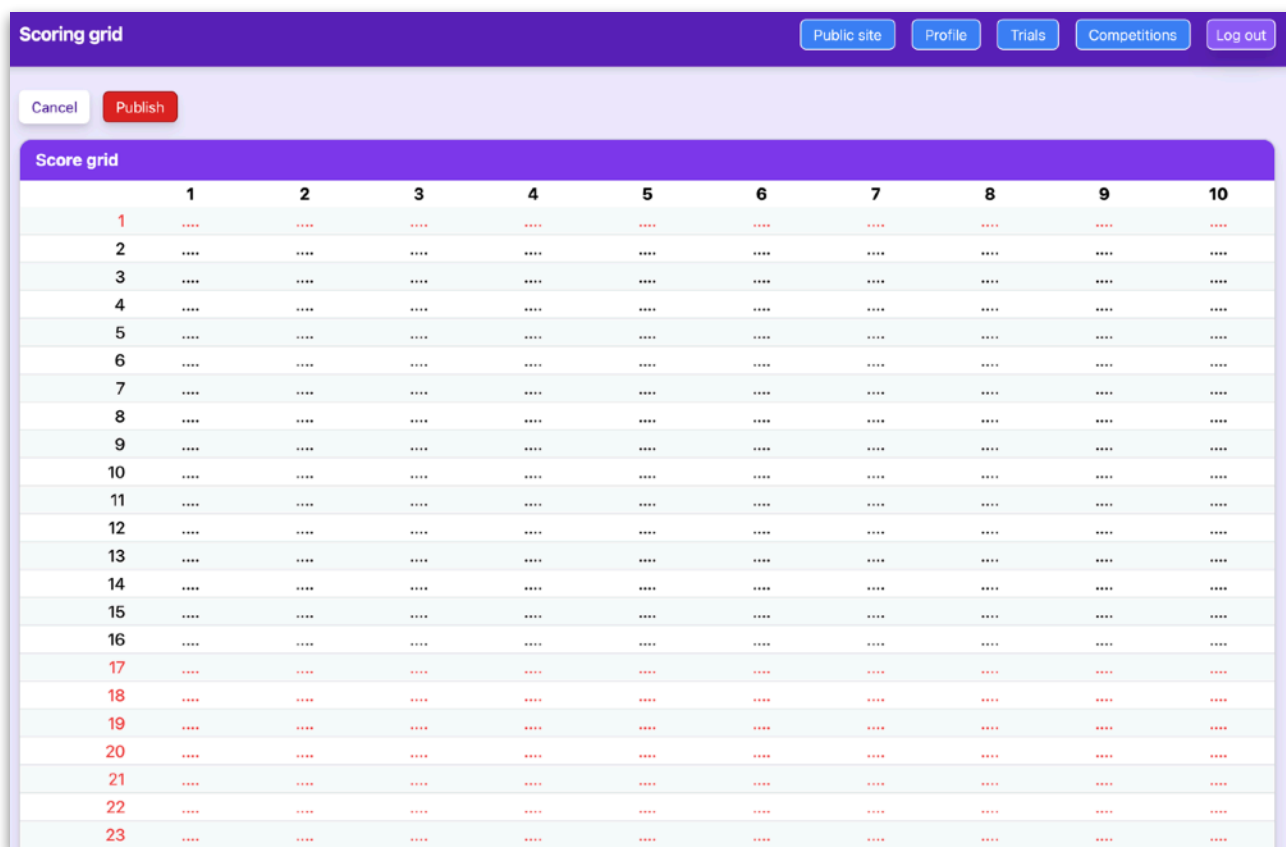
Club account holders will have been issued with a club login and password. These may NOT be the same as the login credentials for TrialMonster web accounts.

To login or switch accounts, simply go to the Settings view, and access the Admin area with the password (or your own alternative).

Loading a Score template - **Club account users only - Internet needed**

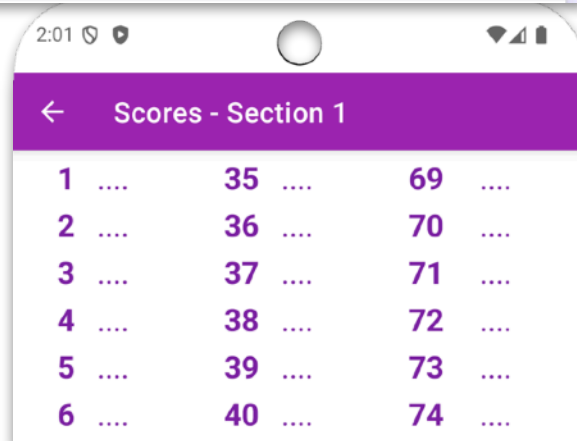
If you are certain that you have saved and completely finished with scores from previous trials, it is a good idea to delete them before starting on a new trial. Deletion is one of the options in the Settings view.

For scoring a trial with a Club account, the app needs to download and store details of the trial and its score data. This can only be done after the Scoring grid is setup on the TrialMonster website. The page should look similar to this...



	1	2	3	4	5	6	7	8	9	10
1	****	****	****	****	****	****	****	****	****	****
2	****	****	****	****	****	****	****	****	****	****
3	****	****	****	****	****	****	****	****	****	****
4	****	****	****	****	****	****	****	****	****	****
5	****	****	****	****	****	****	****	****	****	****
6	****	****	****	****	****	****	****	****	****	****
7	****	****	****	****	****	****	****	****	****	****
8	****	****	****	****	****	****	****	****	****	****
9	****	****	****	****	****	****	****	****	****	****
10	****	****	****	****	****	****	****	****	****	****
11	****	****	****	****	****	****	****	****	****	****
12	****	****	****	****	****	****	****	****	****	****
13	****	****	****	****	****	****	****	****	****	****
14	****	****	****	****	****	****	****	****	****	****
15	****	****	****	****	****	****	****	****	****	****
16	****	****	****	****	****	****	****	****	****	****
17	****	****	****	****	****	****	****	****	****	****
18	****	****	****	****	****	****	****	****	****	****
19	****	****	****	****	****	****	****	****	****	****
20	****	****	****	****	****	****	****	****	****	****
21	****	****	****	****	****	****	****	****	****	****
22	****	****	****	****	****	****	****	****	****	****
23	****	****	****	****	****	****	****	****	****	****

Login with your club username and password combination. You should then be able to see a list of your club's trials in the Select trial menu. Select the appropriate trial and allow the scores to download. Downloading the scores could take a few seconds. It is useful to check that an empty sorest has been loaded. An example of an 'empty' trial' is shown here.



Scores - Section 1			
1	...	35	****
2	...	36	****
3	...	37	****
4	...	38	****
5	...	39	****
6	...	40	****

TrialMonster Observer app - User Guide

Other stuff

PlayStore updates

As TMObserver is frequently updated, it is recommended to check the PlayStore before loading data for a new Trial.

Updates normally simply update the app installed on your device and do not require any other action.

Cleaning your app

Although the app is very economical in the amount of data storage it occupies, it is sensible to reduce the storage to a minimum as this benefits performance in other ways. To clean up the app, press on its start-up icon on the device screen until the App Information appears. Click on the i icon then locate the Storage line in the App Info page. Click on this, then hit the 'Clear data' and 'Clear cache' icons.

Panic mode

Always supply an observer with an observer board, card and writing instrument. If an Observer has problems during a trial, instruct them to stop using the app, then move over to pen and paper scoring. Do NOT attempt to use the app for the remainder of the trial.

In the case of flat batteries or other malfunctions, saved scores can usually be recovered by either emailing them from the app or saving them to the device.

